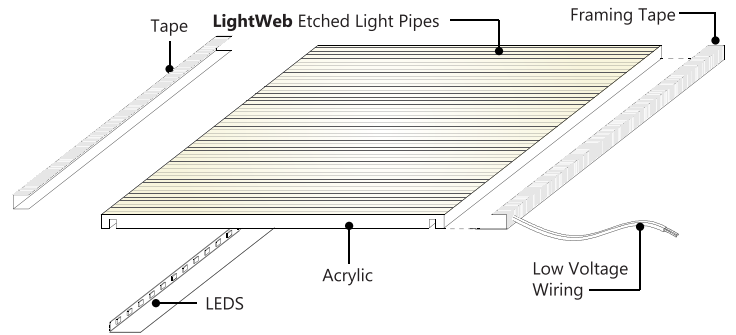





COLOR LightPanel SYSTEM

The **COLOR** LightPanel System offers Red, Green, Blue and Optional White (RGB or RGBW) LEDs on the same chip allowing lighting designers the ability to change colors in their design. The colors can be adjusted to any Pantone selected by the designer allowing versatility and imaginative applications.



The unique design of the COLOR LightPanel allows use in a large number of applications:



Hospitality



Retail



Residential



Bars



Restaurants



Cove Lighting



Branding



Commercial Interior



Millwork



Accent Lighting



Custom Fixtures



Logos and Signage

General Specifications

LIGHT WEB TECHNOLOGY™ :

3D etched patterns to evenly distribute light throughout the panel. Patterns available are GRID, DOT and MICRODOT™

MAXIMUM SIZE :

120" x 80" (consult with eos specialist for recommendations with oversize panels)

MINIMUM SIZE :

1" X 2" (Ideal for Cove and Accent Lighting)

THICKNESS:

1/4"-1/2"

*Thickness is determined by panel shape, size and color temperature.

LONG LIFE :

Over 50,000 hours = Nearly 12 years based on 12 hours a day. Once installed, the LightPanel System is virtually maintenance free.

POWER OPTIONS:

24VDC Standard and 24VDC High Power, 12VDC Available upon request

DRIVER INPUT VOLTAGE :

100V TO 480V

WATTAGE :

5 W/ Ft. - 24V

*ask eos specialist for information on RGB, RGBW and Color Tuning options.

DIMMABLE :

The system is dimmable to <10% when matched with Dimmable Power Supplies

LEDs :

ANSI Binned LEDs from Tier 1 Suppliers

LED CRI > 80

LED CRT - 1800K - 7500K

WIRE GAUGE:

20GA Wiring for White and Color Tuning Panels, 24GA for Color

HOSPITAL AND MRI SAFE :

The system contains non-ferrous materials, making the LightPanel safe for MRI suites. The LightPanel Power supply must be installed remotely, up to 30 feet from the application.

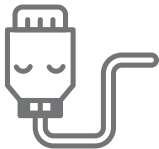
SERVICE AND INSTALLATION :

The LightPanel is field serviceable, typically LEDs can be replaced in the field. The LightPanel System can be predrilled by our production team with customer's specifications.

IP RATNG:

Indoor Rated

Optional Specifications




USB COMPATIBLE :

* Max. Size 40" X 40"
(wattage permitting)



COMPATIBLE POWER SUPPLIES :

- 0-10V dimming • DMX/DALI
- Electronic low voltage (ELV)
- Remote control plug-in
- Inline plug-in



COLOR TEMPERATURES :

- 1800K • **2400K** • **2700K** • **3000K**
- 3500K • **4000K** • 5000K • **6000K***
- **6500K** • 7500K • UV (Ultraviolet)

*formerly 5300K

Bolded colors are commonly available in stock.



MULTIPLE PANEL MOUNTING OPTIONS:

- Z-Profiles • Stand Offs
- Aircraft Cable Mounts • Pre-Drilled holes by factory
- Panels are drillable on site* (use only eos suggested method in brochure)



APPROVALS AND CERTIFICATIONS:

The LightPanel System is UL listed for Architectural applications and UL recognized for signage. All power supplies are UL / ETL listed.

<https://eoslight.com/user-guide/>



DOWNLOAD OUR
USER GUIDE FOR WIRING &
INSTALLATION INSTRUCTIONS





Product Specification Ordering Form

NAME:	PROJECT NAME:	ADDRESS:
PHONE:	PROJECT LOCATION:	CITY:
EMAIL:	ANTICIPATED DELIVERY DATE:	ZIP CODE:
COMPANY NAME:	PROJECT SPECIFIER:	RUSH PROJECT: <input type="checkbox"/> Yes <input type="checkbox"/> No

QTY	PANEL TYPE	VOLTAGE	DIMENSIONS (INCHES) TOP SIDE		LED SIDES	COLOR TEMP	LED POWER	DIFFUSER	CORD LENGTH	CORD LOCATION	POWER SUPPLY
5	LP	24V	48	50	4SL	2700	SP	DIF	CC6	TL	010V

A PANEL TYPE

LP - BASIC

Lightpanel (use For Curved Panel As Well)

LF - FRAMED

Lightpanel With C Channel 7/16"
Lightpanel With J1 Channel 1/4"
Lightpanel With J2 Channel 5/16"

CP - CRYSTAL

Lightpanel

CF - CRYSTAL FRAMED

Lightpanel With C Channel 7/16"

WP - OUTDOOR

Lightpanel - Damp Location

AM - ARCHITECTURAL MILLWORK

Lightpanel

B VOLTAGE

24V - 24V (Standard)
12V - 12V (Optional)

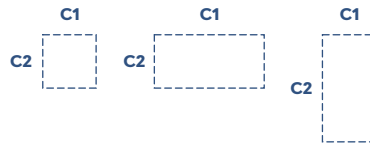
C DIMENSIONS

(Generated by Client)

C1- Top Dimension
C2- Side Dimension

*For custom shapes, please provide:

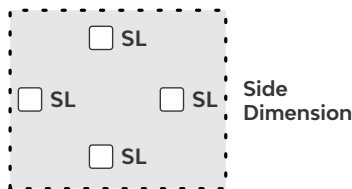
- Longest Outside Dimensions
- Drawing



D LED SIDES

- 1SL - One Side
- 2SL - Two Sides
- 3SL - Three Sides
- 4SL - Four Sides

Top Dimension



*Please note, the longest length is typically the LED side when selecting 1SL or 2SL

E COLOR TEMP

- 1800 - 1800K
- 2400 - 2400K
- 2700 - 2700K
- 3000 - 3000K
- 3500 - 3500K
- 4000 - 4000K
- 5000 - 5000K
- 6000 - 6000K
- 6500 - 6500K
- 7500 - 7500K
- UV - Ultraviolet
- RGB - Color Changing
- RGBW - Color Changing + White (6000K, 4000K, 2700K)
- CT- Color Tuning (2400K to 6000K)

F LED POWER

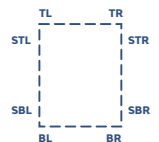
- SP- Standard Power
- HP- High Power

G OPTIONAL 2MM DIFFUSION OPAL

YES - DIF NO - ND

H POWER CORD LENGTH

- SC - Standard -9.8 ft.
- CC_ - Custom Length ____ ft



I POWER CORD EXIT

- TL - Top Left Corner
- TR - Top Right Corner
- STL - Side Top Left Corner
- STR - Side Top Right Corner
- BL - Bottom Left Corner
- BR - Bottom Right Corner
- SBL - Side Bottom Left Corner
- SBR - Side Bottom Right Corner

J POWER SUPPLY INFO

- 010V - 010V Dimmable Hardwire
- ELV - Electronic Low Voltage Dimmable Hardwire
- DMX - DMX /DALI
- PI - Plug In, DC Jack
- DPI - Dimmable Plug in w/ remote

