




FABRIK MEDIA FRAME

The **FABRIK MEDIA FRAME** is designed to give designers and fabricators a method to back-light custom SEG fabric prints within a thin form factor of only 1-5/16" thick.

The **FABRIK MEDIA FRAME** can be used to accommodate a large number of applications including:



Fabric

Light Box



Branding



Signage



Restaurants



Hospitality



Retail



Healthcare



Gallery Displays



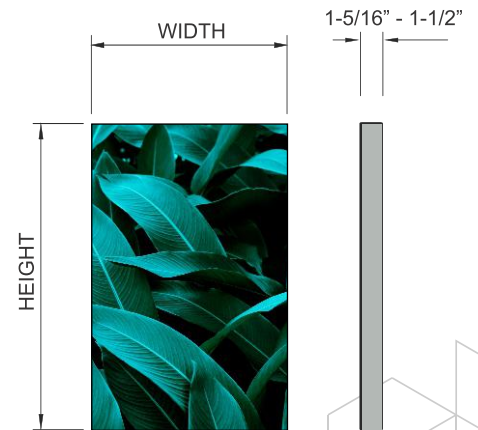

Custom Art Displays



Bar



Commercial Interior



FEATURES :

- Fabric light box • Suitable Size: ALL
- SEG (Silicone Edge Graphics) compatible
- Visible surface: Single
- Input Voltage: LED 12V / 24V
- Frame color: Oxidated alloy aluminum, other colors can be customized



General Specifications

LIGHT WEB TECHNOLOGY™ :

3D etched patterns to evenly distribute light throughout the panel. Patterns available are GRID, DOT and MICRODOT™

THICKNESS:

5/8"

MAXIMUM SIZE AND PROPORTIONS:

- HEIGHT 118" X WIDTH 78"
- HEIGHT 157" X WIDTH 63"

MINIMUM SIZE:

- H 6" X W 6"

POWER OPTIONS:

24VDC Standard and 24VDC High Power

DRIVER INPUT VOLTAGE :

100V TO 480V

LONG LIFE :

Over 50,000 hours = Nearly 12 years based on 12 hours a day. Once installed, the LightPanel System is virtually maintenance free.

WATTAGE :

4.3 W/Ft . -24V Standard Power (Optional: 12V)
5 W/ Ft. - 24V - High Power
*ask eos specialist for information on RGB, RGBW and Color Tuning options.

DIMMABLE :

The system is dimmable to <10% when matched with Dimmable Power Supplies

LEDs :

ANSI Binned LEDs from Tier 1 Suppliers
LED CRI > 80, 95+ Premium option
LED CRT - 1800K - 7500K, RGB, RGBW, Tunable White or UV

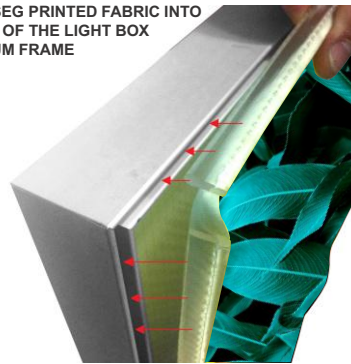
WIRE GAUGE:

20GA Wiring for White and Color Tuning Panels, 24GA for Color


SERVICE AND INSTALLATION :

The Fabrik MediaFrame comes with standard keyhole surface mounts, optional suspension mounts are also available.

INSERT SEG PRINTED FABRIC INTO THE GAP OF THE LIGHT BOX ALUMINUM FRAME



FOLD SEG PRINTED FABRIC BEFORE INSERTING INTO THE GAP OF THE LIGHT BOX



Optional Specifications



COMPATIBLE POWER SUPPLIES :

- 0-10V dimming • DMX/DALI
- Electronic low voltage (ELV)
- RF Dimmable Plug In
- Inline Dimmable Plug-In



OUTPUT OPTIONS:

24V Standard Power or 24V High Power available. 12V available upon request



COLOR TEMPERATURES :

- 1800K • **2400K** • **2700K** • **3000K**
- 3500K • **4000K** • 5000K
- **6000K** • **6500K** • 7500K
- UV (Ultraviolet) • RGB, RGBW and Color Tuning options available

*formerly 5300K

Bolded colors are commonly available in stock.



APPROVALS AND CERTIFICATIONS:

The System is UL listed for Architectural applications and UL recognized for signage. All power supplies are UL / ETL listed.



<https://eoslight.com/user-guide/>



DOWNLOAD OUR USER GUIDE FOR WIRING & INSTALLATION INSTRUCTIONS



Product Specification Ordering Form

NAME:	PROJECT NAME:	ADDRESS:
PHONE:	PROJECT LOCATION:	CITY:
EMAIL:	ANTICIPATED DELIVERY DATE:	ZIP CODE:
COMPANY NAME:	PROJECT SPECIFIER:	RUSH PROJECT: <input type="checkbox"/> Yes <input type="checkbox"/> No

QTY	FIXTURE TYPE	VOLTAGE	DIMENSIONS (INCHES) TOP SIDE		LED SIDES	COLOR TEMP	LED POWER	CORD LENGTH	CORD LOCATION	CORD COLOR	POWER SUPPLY
5	FB	24V	48	50	4SL	2700	SP	CC6	TL	BC	HW

A FIXTURE TYPE

FB - FABRIK Media Frame

B VOLTAGE

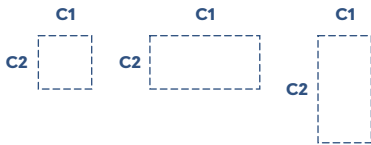
24V - 24V (Standard)
12V - 12V (Optional)

C DIMENSIONS

(Generated by Client)

C1- Top Dimension

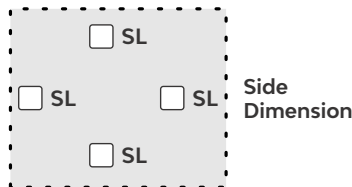
C2- Side Dimension



D LED SIDES

- 1SL** - One Side
- 2SL** - Two Sides
- 3SL** - Three Sides
- 4SL** - Four Sides

Top Dimension



*Please note, the longest length is typically the LED side when selecting 1SL or 2SL

E COLOR TEMP

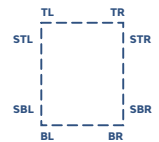
- 1800** - 1800K
- 2400** - 2400K
- 2700** - 2700K
- 3000** - 3000K
- 3500** - 3500K
- 4000** - 4000K
- 5000** - 5000K
- 6000** - 6000K
- 6500** - 6500K
- 7500** - 7500K
- UV** - Ultraviolet
- RGB** - Color Changing
- RGBW** - Color Changing + White (6000K, 4000K, 2700K)
- CT** - Color Tuning (2400K to 6000K)

F LED POWER

- SP**- Standard Power
- HP**- High Power
- PSP**- Premium Standard Power (95+ CRI)
- PHP**- Premium High Power (95+ CRI)

G POWER CORD LENGTH

- SC** - Standard 9'
- CC** - Custom (16' max): ____



H POWER CORD EXIT

- TL** - Top Left Corner
- TR** - Top Right Corner
- STL** - Side Top Left Corner
- STR** - Side Top Right Corner
- BL** - Bottom Left Corner
- BR** - Bottom Right Corner
- SBL** - Side Bottom Left Corner
- SBR** - Side Bottom Right Corner

I POWER CORD COLOR

- BC** - Black
- WC** - White

J POWER SUPPLY INFO

- 010V** - 010V Dimmable Hardwire
- ELV** - Electronic Low Voltage Dimmable Hardwire
- DMX** - DMX /DALI
- PI** - Plug In, DC Jack
- DPI** - Dimmable Plug in w/ remote
- HW** - Non-Dimmable Hardwired



PROJECT NAME:

PROJECT LOCATION:

Please fill out the form

ITEM	QTY	A	B	C1	C2	D	E	F	G	H	I	J	K	L
		PANEL TYPE	VOLTAGE	DIMENSIONS TOP SIDE		LED SIDES	COLOR TEMP	LED POWER	DIFFUSER	CORD LENGTH	CORD LOCATION	CORD COLOR	POWER SUPPLY	IF CURVED PANEL SPECIFY RADIUS(INCHES)
1	5	FB	24V	48	50	4SL	2700	SP	DIF	CC6	TL	BC	010V	20

1. What is the Application the panels will be used for?
E.g.: Hospitality, Retail, Signage Etc.

2. What are the LightPanels backlighting?
E.g.: Stone, Graphic, Glass, Acrylic Etc.

3. Will the LightPanels be installed adjacent to one another?
 Yes No
If Yes, Please Provide Drawing of Panel Layout

4. Will the LightPanels be powered individually (1:1) or would you like to connect Multiple LightPanels to a single driver?

5. Are there any installation details to review?

5. Is there an existing Dimming or Lighting Control System?
If so, please provide Representative with information of the Control system (specs, manufacturer, etc.)

Additional information: